

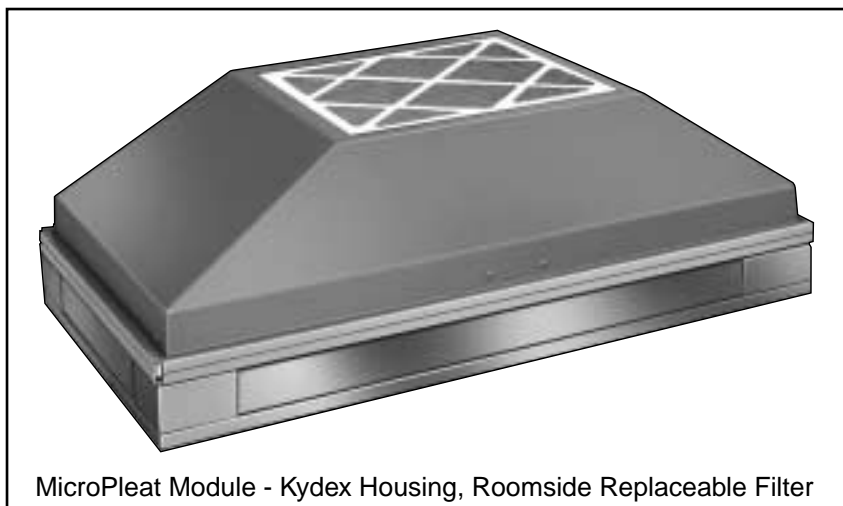


*Innovative
Clean Air
Solutions*

MicroPleat™

Fan / Filter Modules - Aluminum or Kydex Housing Roomside Replaceable Filter Roomside Speed Control

MicroPleat fan / filter modules provide high efficiency air filtration with low energy consumption, low heat generation, and low sound levels. They are available with HEPA or ULPA filters and can be built to meet practically any electrical requirement. MicroPleat modules are ideal for ISO Class 1 through Class 6 cleanroom systems. They provide design flexibility for any cleanroom application



MicroPleat Module - Kydex Housing, Roomside Replaceable Filter

Special Features of MicroPleat Modules

- Low Energy Consumption - 190 watts
- Low Heat Gain
- Low Sound Level, approximately 53 dBA @90 FPM face velocity, as tested in an acoustical laboratory. Actual cleanroom installation will vary depending on the number of units installed and the background noise of the room itself.

Standard Features


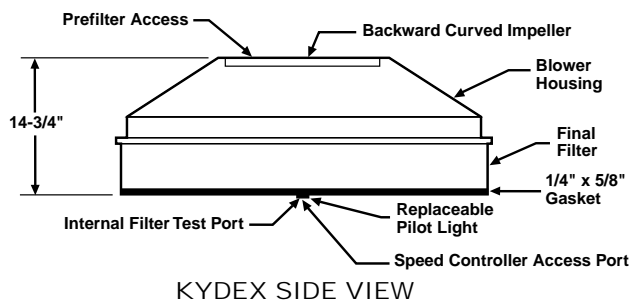
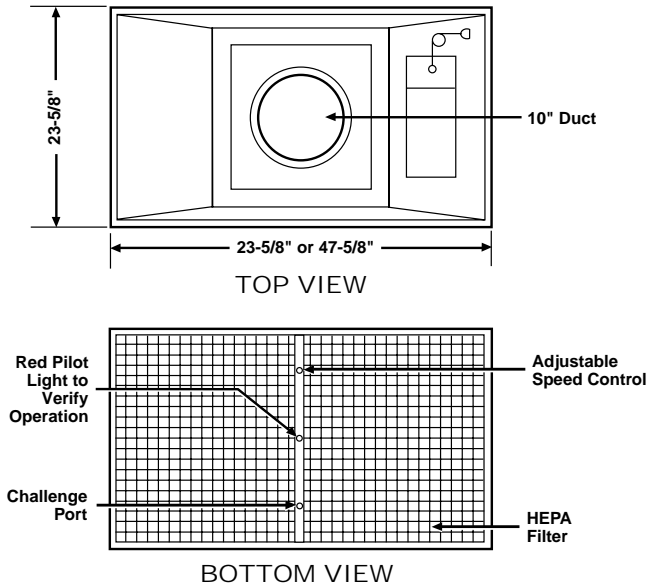
- Red pilot light on filter face to verify operation. Bulb is easily replaceable.
- Room side adjustable speed control. Balancing is easy with this feature, accessible through the filter face.
- Filter is replaceable from inside the room allowing replacement of filter and motor without removing the fan unit from the ceiling grid.



UL CERTIFICATES
A4915 A6920

MicroPleat Fan / Filter Modules - Roomside Replaceable

Dimensions

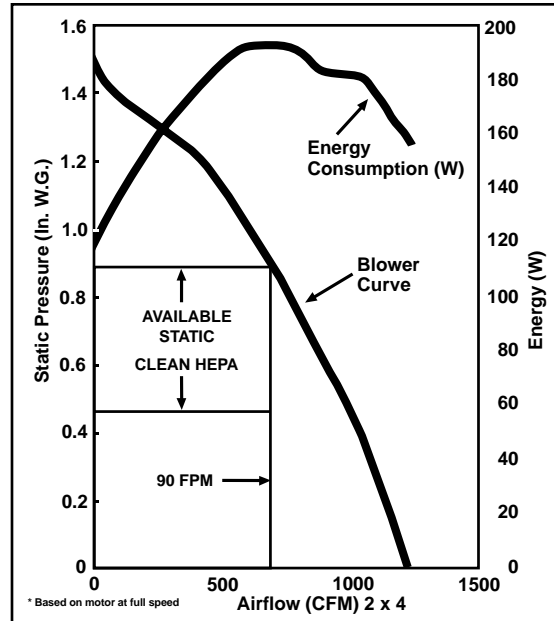


Dimensions in inches

Standard Features

- Low energy consumption - 190 watts
- Low cooling load - 650 BTU / hr
- Sound Level 53 dBA @90 FPM
- Facilitates negative pressure plenum design
- Rigid one piece molded blower housing (Kydex only)
- Aluminum filter frame
- Velocity range variable between 70 and 120 FPM
- Minimum efficiency of 99.99% at 0.3 microns (HEPA)
- 6 ft. SO cord

Typical Fan Performance



Specifications

HEPA FILTER

A sealed, 2" (53mm) separatorless mini-pleat filter with an anodized aluminum frame. Minimum DOP efficiency of 99.99% @ 0.3 microns.

ELECTRICAL

Internal box, terminal strip for wiring, external access cover. Motor draw is less than 1.8 amps @115 volts, 1 phase, 60 Hz at operating speed of 90 fpm.

AIRFLOW

Variable speed control to maintain 70 to 120 FPM \pm 20% measured six inches from filter face.

BLOWER SECTION

A backward curved motorized impeller for better air flow distribution and quieter operation. The motor is an external rotor, PSC type, with built-in thermal overload protector. Blower housing is molded fire-retardant acrylic / PVC with extremely low off-gassing characteristics.

TEST PORT

Test port for DOP challenge to filter and seal accessible from inside room.

GASKET

Gray 1/4" x 5/8" closed-cell type around air leaving side of HEPA filter with dovetail connections.

PROTECTIVE SCREEN

Steel screen with a white coated finish to protect the HEPA filter.

OPTIONS / ACCESSORIES

- 230 Volt / 1 Phase
- 217 Volt / 1 Phase
- Aluminum Protective Screen
- Optional Electrical Connectors
- Intake Prefilter and Housing
- ULPA Filter
- Roomside Replaceable Final Filter

WARRANTY

Three years on parts, except filters and pilot light, from date of installation.



AIRGUARD
P.O. BOX 32578, LOUISVILLE, KENTUCKY 40232-2578
(502) 969-2304 FAX (502) 961-0930
Visit our Web Site - www.airguard.com
E-Mail Address - mailbag@airguard.com

Airguard has a policy of continuous product research and development and reserves the right to change design and specifications without notice.

Distributed by: